FIXING SYSTEM / *VERBINDUNGSSYSTEM*

MTJ, MRJ 40

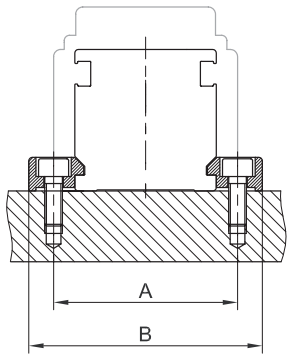

MTJ, MRJ 65 in / and 80
MTJ 40 ECO, CTV

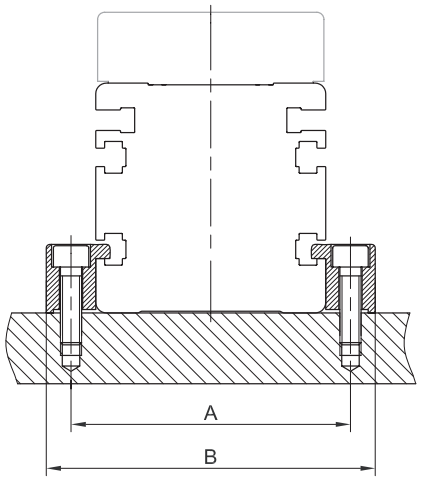

General / *Allgemein*

The modules are mounted by using fixtures which are placed in the slot on the side of the profile.

프로파일 양옆의 슬롯을 사용하여 모듈을 체결하십시요.

Linear Unit must be mounted by the aluminium profile!

Die Befestigung der Lineareinheit erfolgt am Aluminiumprofil!

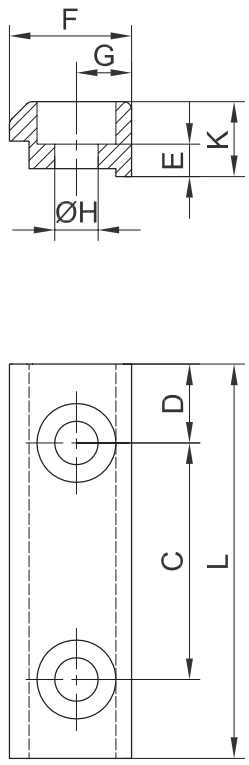

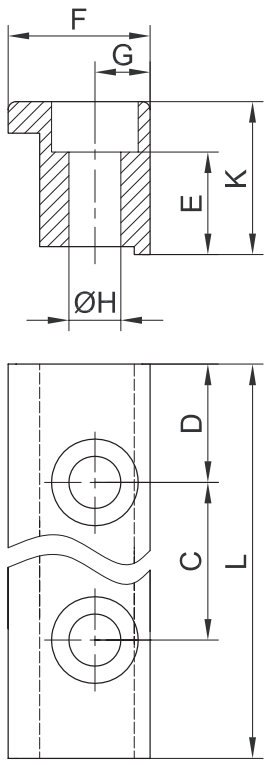

Number of clamping fixtures / *Anzahl an Spannstücken*

Recommended number of clmaping fixtures: 3 per meter on each side.

클램핑포인트 추천:

:1미터당 3포인트(체결면 각각)

Linear Unit Lineareinheit	Dimensions *Maße* [mm]										Screw Schraube	Countersink for *Senkung für*	Weight *Gewicht* [kg]	Code *Kode*
	A	B	C	D	L	E	F	G	H	K				
MTJ, MRJ 40	50	64,4	40	7,5	55	2,5	15	7,2	5,5	8	M5	DIN 912	0,014	37139
MTJ, MRJ 65	78	93	40	10	60	11,5	20	7,5	6,5	20	M6	DIN 912	0,054	37129
MTJ, MRJ 80	93	108	40	10	60	11,5	20	7,5	6,5	20	M6	DIN 912	0,054	37129
MTJ 40 ECO	52	66	40	7,5	55	14,5	20	7	5,5	20	M5	DIN 912	0,035	40728
CTV 110	125	140	40	10	60	3,5	20	7,5	6,5	10	M6	DIN 912	0,03	40646
CTV 145	160	175	40	10	60	3,5	20	7,5	6,5	10	M6	DIN 912	0,03	40646

The specifications in order to improve the products in this catalogue are subject to change without notice.
Technische Änderungen die der Produktinnovation dienen, bleiben uns vorbehalten. Für Druckfehler übernehmen wir keine Haftung.

CENTERING RING / ZENTRIERRING

CR 7

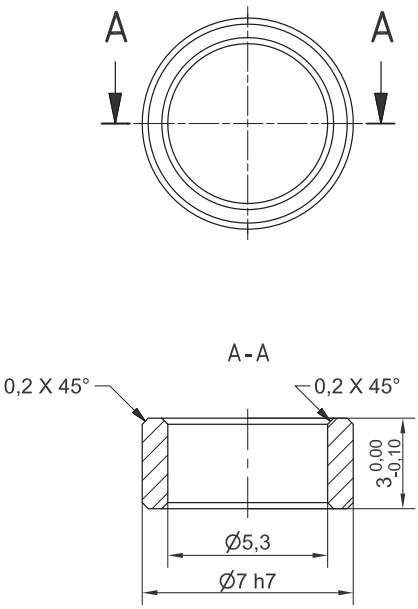

CR 9

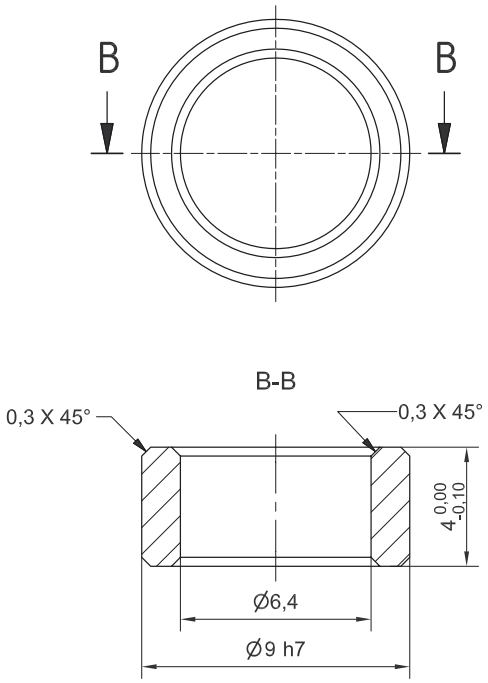

Type *Typ*	Compatible with *Kompatibel mit*	Code Kode
CR 7	MTJ 40, MRJ 40, MTJ 65, MRJ 65, MTJZ 65, CTV 110	23332
CR 9	MTJ 80, MRJ 80, CTV 145	23331

The specifications in order to improve the products in this catalogue are subject to change without notice.
Technische Änderungen die der Produktinnovation dienen, bleiben uns vorbehalten. Für Druckfehler übernehmen wir keine Haftung.

SWITCHES / *SCHALTER*

Overview / *Übersicht*



1 - Reed switch / *Reedschalter*
2 - Induction switch / *Inductiver Schalter*
3 - Mechanical switch / *Mechanischer Schlater*
4 - Switch holder / Schalterhalter
5 - Activation block for inductionl switch / *Inductiver Schalteranschlag*
6 - Activation block for mechanical switch / *Mechanischer Schalteranschlag*

Compatibility / *Kompatibilität*

- **MTJ** and **MRJ** series
- **CTV** series (induction and mechanical switch is compatible only with CTV connection plates!!)

- ***MTJ*** *und* ***MRJ*** *Baureihe*
- **CTV** *Baureihe* (inductiver und Mechanischer Schalter sind kompatibel nur mit CTV Verbindungsplatten!!)

Reed switch / *Reedschalter*

Technical data / *technische Daten*	
Voltage / *Nennspannung*	10 - 30 V DC
No load current / *Ruhestrom*	14 mA
Type / *Typ*	PNP
Function / *Funktion*	NO
Max. switching current / Max. Schaltstrom	100 mA

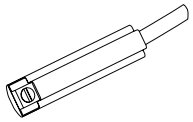

Code / *Kode*
40679

The specifications in order to improve the products in this catalogue are subject to change without notice.
Technische Änderungen die der Produktinnovation dienen, bleiben uns vorbehalten. Für Druckfehler übernehmen wir keine Haftung.

Induction switch / *Inductiver Schalter*

Technical data / *technische Daten*	
Voltage / *Nennspannung*	10 - 30 V DC
No load current / *Ruhestrom*	10 mA
Type / *Typ*	PNP
Function / *Funktion*	NO
Max. switching current / Max. Schaltstrom	200 mA

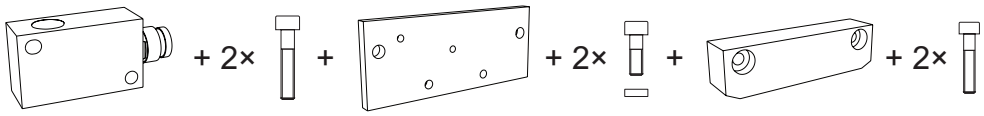

Code / *Kode*
IS

Mechanical switch / *Mechanischer Schalter*

Technical data / *technische Daten*	
Voltage / *Nennspannung*	480 V AC // 250 V DC
No load current / *Ruhestrom*	0
Type / *Typ*	/
Function / *Funktion*	NO / NC
Max. switching current / Max. Schaltstrom	3 A / 24 V DC



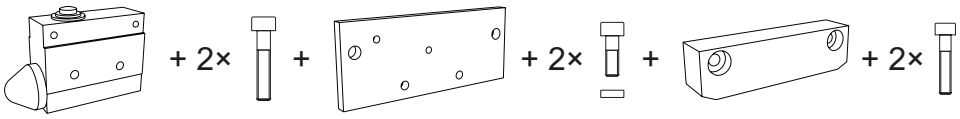

Code / *Kode*
MS

Order example: for MTJ 65 Linear unit: MS - MTJ 65

Bestellbeispiel: für MTJ 65 Lineareinheit: MS - MTJ 65

Dimensions/ Maße

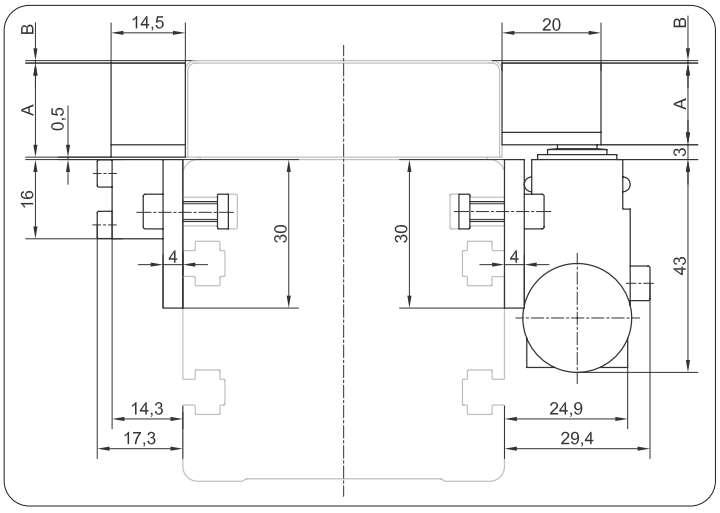

Switch type *Schaltertyp*	Linear Unit and size *Lineareinheit und Baugröse*	Dimensions *Maße* [mm] A	B
Induction switch *Inductiver Schalter*	MTJ / MRJ 40	11,25	0,25
	MTJ / MRJ 65	19	0,5
	MTJ / MRJ 80	19	0,5
	CTV 110	14,5	1
	CTV 145	19,5	1
Mechanical switch Mechanischer Schalter	MTJ / MRJ 40	6,5	0,25
	MTJ / MRJ 65	16,5	0,5
	MTJ / MRJ 80	16,5	0,5
	CTV 110	12,5	1
	CTV 145	12,5	1

The specifications in order to improve the products in this catalogue are subject to change without notice.
Technische Änderungen die der Produktinnovation dienen, bleiben uns vorbehalten. Für Druckfehler übernehmen wir keine Haftung.

MULTI-AXIS SYSTEMS / *MEHR-ACHSEN SYSTEME*

We offer all neccessary fitings including brackets, clamping fixtures and adapter plates in order to build multi-axis systems. Beside standard elements we supply also custom fixing and connection elements manufactured in our workshop.

Multi-axis system위 을 구성하기에 필요한 어뎁터 플레이트, 클램핑, 브라켓 그리고 피팅을 공급합니다.

고객의 요청하는 연결부자재도 제작하여 공급가능합니다.

1



2



3



4



5

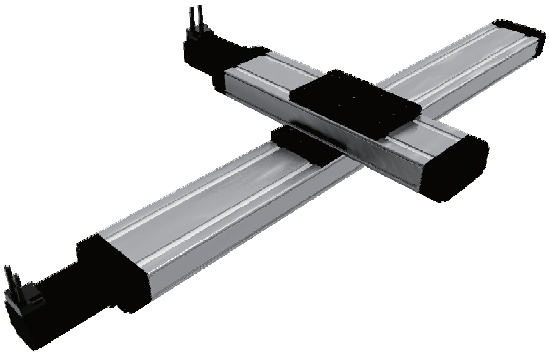

6



The specifications in order to improve the products in this catalogue are subject to change without notice.
Technische Änderungen die der Produktinnovation dienen, bleiben uns vorbehalten. Für Druckfehler übernehmen wir keine Haftung.